


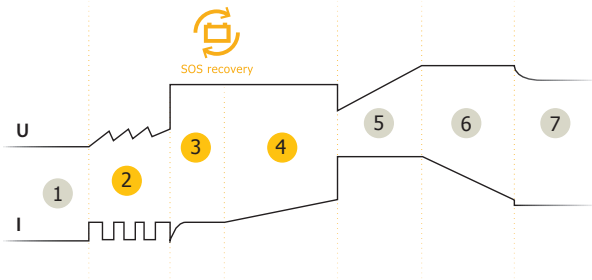
Designed specifically for recharging 12 V car, motorcycle, jet ski, go-kart or lawnmower batteries, the GYSFLASH S 4.12 comes equipped with a Brazilian standard Type-C plug. It features a smart, seven-step load curve for optimal charging that is twice as fast as a traditional 4A charger.

IDEAL FOR SMALL CITY CARS

- **Designed for 12 V, lead-acid batteries from 1.2 - 90 Ah, it also maintains the charge up to 130 Ah.**
- **Special winter mode ❄️/AGM batteries :**
 - Specific charging process in very cold weather (*below 5°C*).
 - Ideal for charging stop-start batteries (AGM).
- **Compatible with a standard cigarette-lighter socket**, meaning the battery can be fully charged from your vehicle's 12 V outlet (cable optional).
- **Improved charge holding** with a charger that can remain connected to the battery indefinitely during winter storage. The "Auto Restart" feature remembers specific user settings in the event of a power outage.

100% AUTOMATIC CHARGING

- An autonomous, seven-step **charging** and maintenance process maximizes the machine's battery life and performance.
- It can recover deeply discharged batteries > 2 V (SOS Recovery ).



- 1 Analysis
- 2 Recovery
- 3 Test
- 4 Desulfation
- 5 Charge
- 6 Absorption
- 7 Charge holding



ULTRA-SECURE

















- **Protects the vehicle's on-board electronics:** offering short-circuit, reverse-polarity and overload protection. Anti-spark system.
- The device goes into automatic standby mode **if the battery is disconnected.**
- **It boasts an in-built temperature sensor** to prevent the overheating of internal electronics.
- Its **simplified interface** helps to avoid user errors.

USER-FRIENDLY

- Designed to be compact, lightweight and portable.
- Quick coupling with a connector that is both quick and watertight.
- The appliance's casing is *completely dust and liquid proof* (IP65).
- Can be wall mounted.

Supplied with:



															
50 - 60 Hz		Icharge	V	Charge	Maintenance	Zz	Rip ple	Load curve	Steps	kg	mm	mm	SOS recovery	IP	
100 - 127 V AC	70 W	4 A	12 V	1.2 < 90 Ah	1.2 < 130 Ah	< 0.4 Ah / month	< 150 m V rms	IU ₀ U	Seven steps	0.69	170 x 90 x 51	195 x 365 x 70	Automatic > 2 V	IP 65	2 m